VASyR2026

UNHCR The UN Refugee Agency | WFP World Food Programme | unicef for every child

Key Findings of the 2026 Vulnerability Assessment of Syrian Refugees in Lebanon

The 2026 Vulnerability Assessment of Syrian Refugees in Lebanon (VASyR), the fourteenth round of the survey, was conducted jointly by UNHCR, UNICEF and WFP. Between 25 June and 27 July 2026, survey teams visited a representative sample of 2,945 Syrian refugee households across Lebanon.

DEMOGRAPHICS

4.7
is the average number of household individuals

Household composition

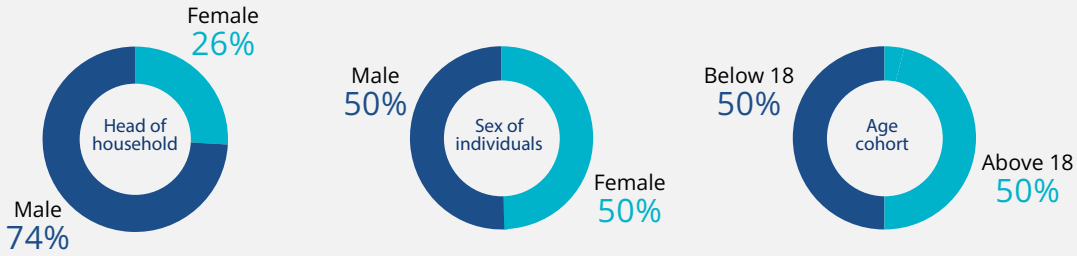

PROTECTION

Legal residency

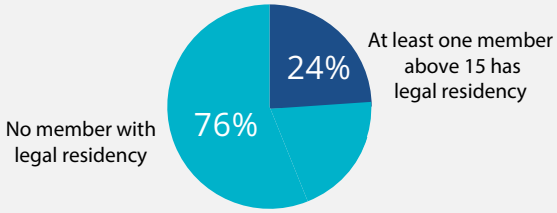

Individuals above 15 years old holding legal residency permits

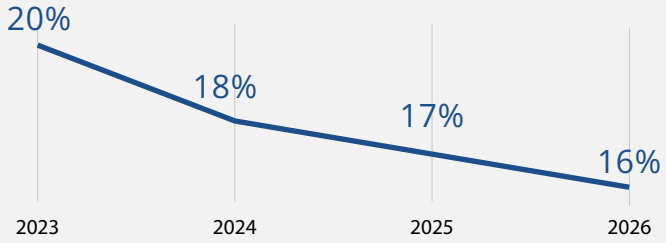

Children born in Lebanon that have completed the birth regitration process

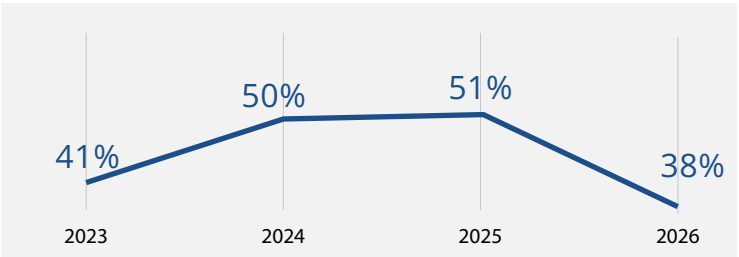

Marriage certificate registered with the Foreigners' Registry

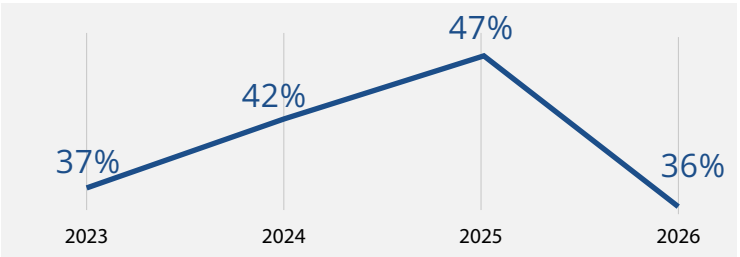

Children engaged in child labour

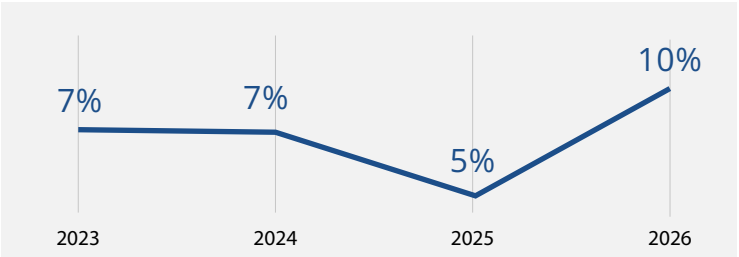

Girls between 15 and 19 years of age currently married

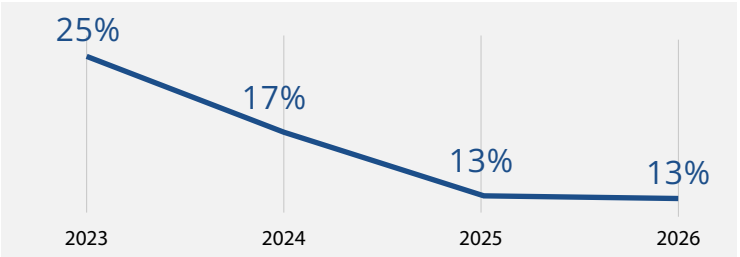

Child violence and physical or psychological aggression

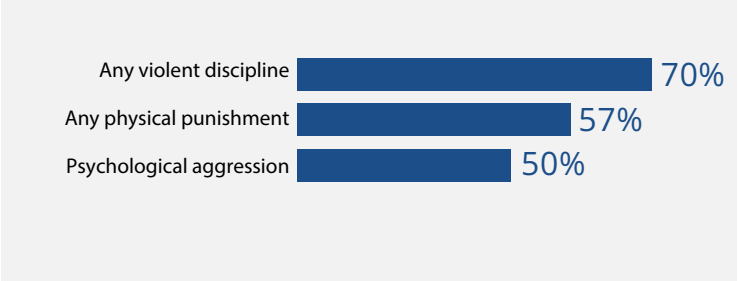

Humanitarian aid

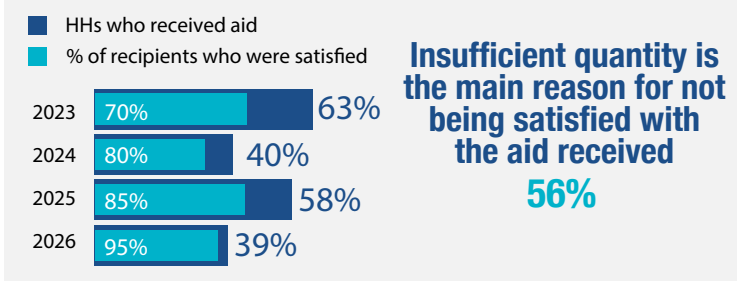

Insufficient quantity is the main reason for not being satisfied with the aid received
56%

SHELTER

Shelter type

Residential 69%
Non-residential 10%
Non-permanent 21%

Shelter conditions

Dangerous 38%
Substandard 19%
Overcrowded 4%

Shelter size

15 m² per person on average

Monthly average rent in USD

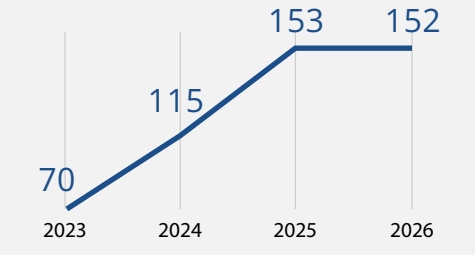

Type of occupancy

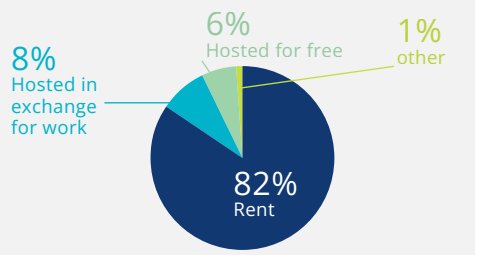

EDUCATION

School attendance

Individuals above 6 years old who ever attended school
64%

Primary school net attendance (6–11 years old)
49%

Secondary school net attendance (12–17 years old)
15%

LIVELIHOODS

Employment status

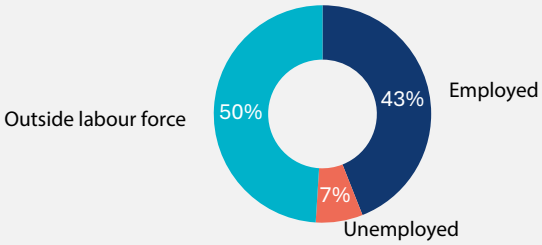

Total income from employment per household (in LBP)

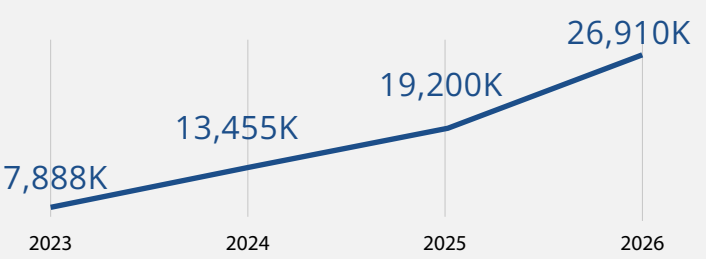

The top 5 main source of income

Agriculture
17%

Construction
10%

Other services: Hotel, restaurant, transport...
9%

Humanitarian aid (card used in ATM)
8%

Credit / debts
7%

HEALTH

Health care services

Individuals who needed health care during the last 3 months

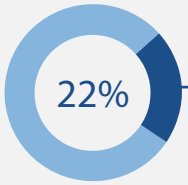

Individuals who received the required health care

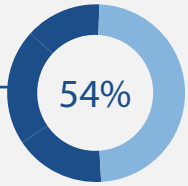

Primary health care

Individuals who needed primary health care during the last 3 months

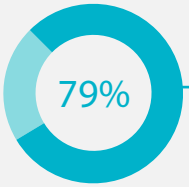

Individuals who received the required health care

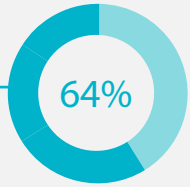

Secondary health care

Individuals who needed secondary health care during the last 3 months

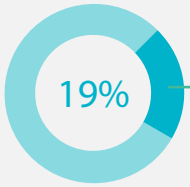

Individuals who received the required health care

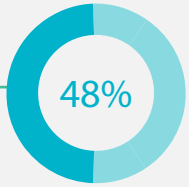

Medication

89%
of households that were unable to obtain medication cited its cost as the reason

Reproductive health

22%
of women 15-49 had given birth in the past 2 years
93%
of them in a health facility

Household health

50%
of HHs have at least one member with a health issue

FOOD SECURITY

Food consumption trends

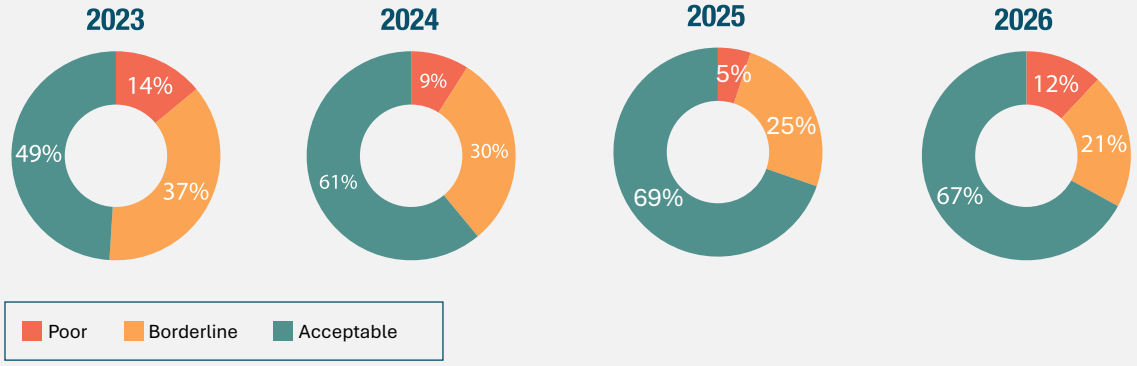

Food insecurity trends

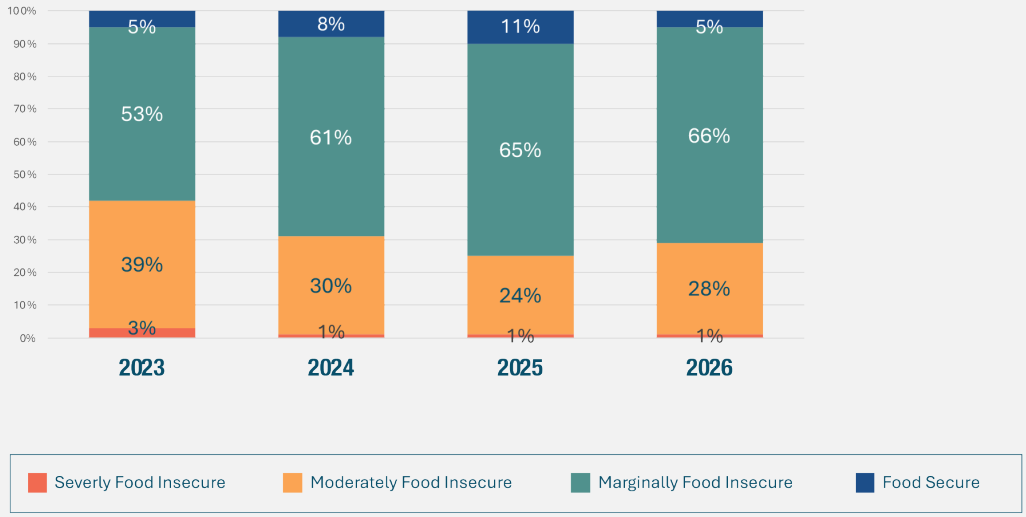

Infant and young children feeding

32%
of infants under 6 months old are exclusively breastfed

51%
of infants received solid, semi-solid or soft foods or other liquids during the previous day

ECONOMIC VULNERABILITY

Economic capacity to meet essential needs

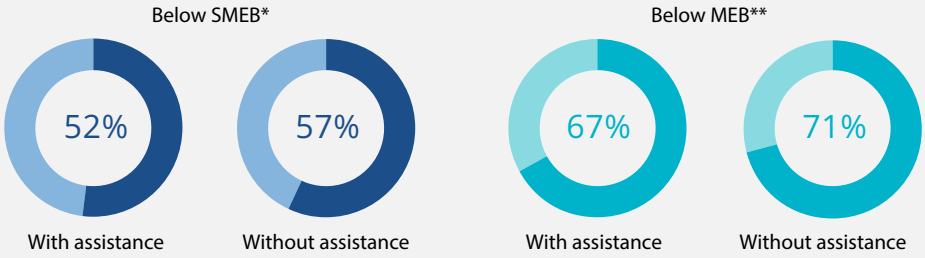

Debt

Median debt per indebted household 62,790,000 LBP

Nearly half (47%) of indebted households owe more than 65 million LBP

COPING STRATEGIES

Most common food-based coping strategies used by households

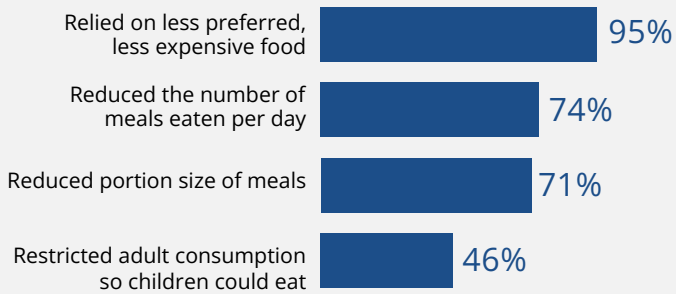

Most common livelihood-based coping strategies used by households

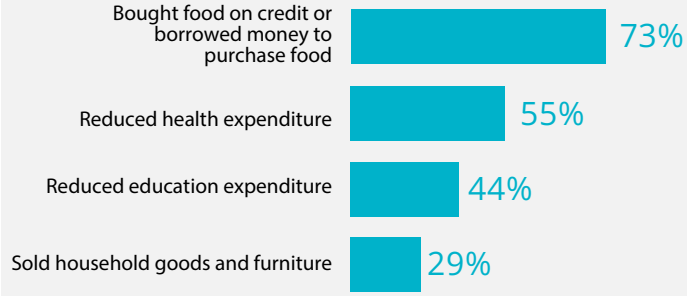

WaSH

Drinking water source

Access to improved drinking water source

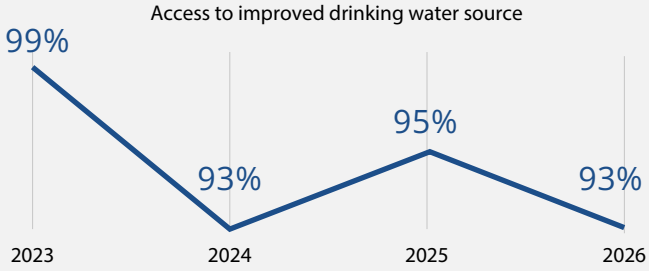

21% of drinking water comes from piped water

9% of drinking water comes from bottled water (branded and refilled)

*Survival minimum expenditure basket
**Minimum expenditure basket